



District Report Card: 2017


State: Jammu And Kashmir	District: Shopian
Class: 3	Subject: Language
Schools: 50	Students: 326


Participation/Coverage


Students

 GENDER	Boys		Girls	
	Number	%	Number	%
	153	46.93	173	53.07

 AREA	Rural		Urban	
	Number	%	Number	%
	326	100.00	0	0.00

 CATEGORY	SC		ST		OBC		GEN	
	Number	%	Number	%	Number	%	Number	%
	4	1.23	139	42.64	12	3.68	171	52.45

 CWSN	LD	VI	HI	S&LD	ID	Oth
	2	1	0	3	1	2

 Management	Government		Government-aided	
	Number	%	Number	%
	326	100.00	0	0.00

Average Performance of Students in Language (%)

Overall	Gender		Area		Management		Social Group			
	Male	Female	Rural	Urban	Govt.	Aided	SC	ST	OBC	GEN
67.36	66.84	67.82	67.36	0.00	67.36	0.00	88.33	62.64	52.22	71.77

Performance on Learning Outcomes (LOs)

Learning Outcomes	Description	Average Performance(%)
L304	Reads small texts with comprehension i.e., identifies main ideas, details, sequence and draws conclusions	68.74
L312	Reads printed scripts on the classroom walls: poems, posters, charts etc.	64.60

Range of Performance of Students who Answered Correctly							
Below 30%		30% - 50%		50% - 75%		Above 75%	
Number	%	Number	%	Number	%	Number	%
31	9.51	44	13.50	110	33.74	141	43.25

Lowest Performing Learning Outcomes (LOs)

1 - Reads printed scripts on the classroom walls: poems, posters, charts etc. (64.60)

2 - Reads small texts with comprehension i.e., identifies main ideas, details, sequence and draws conclusions (68.74)